



Open up the Google Chrome browser and search for the Mayflower High School website



Click on the blue FROG symbol



This will take you through to the FROG Parent Portal. Then follow the instructions below to login.

Screen 1

Parents should login using their user name and password.

If they have forgotten their password they should click on 'forgot password'.



A login form centered on a blue background. At the top of the form is a blue frog logo. Below the logo are two input fields: 'Username' and 'Password'. The 'Username' field contains the text 'Username'. Below the input fields is a blue 'Login' button. At the bottom left of the form is the text 'Frank v14.1.10', and at the bottom right is a blue link labeled 'Forgot password?'.

Screen 2 – Forgotten Password

Parents should enter their username or email address and click 'Submit'. They should then follow instructions for resetting their password.



If you don't know your password, enter your email or username associated with your Frog account, and we'll email you a password reset link.

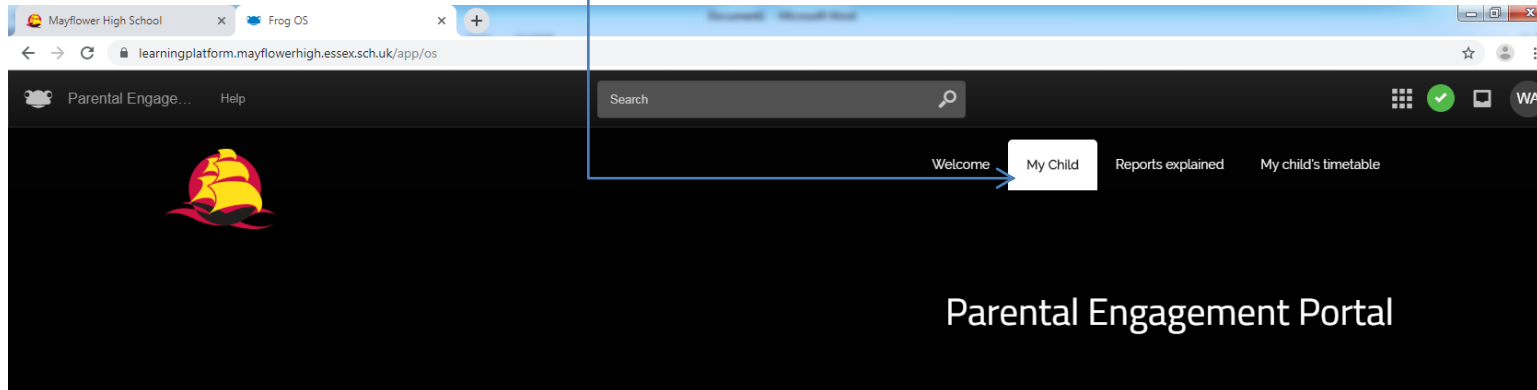
Username or Email Address:

Back

Submit

Screen 3 – Parental Engagement Portal

Once logged in parents can view student reports, behaviour and attendance by clicking on 'My Child' or student timetable by clicking on 'My Child's timetable'.



Behaviour



Reports



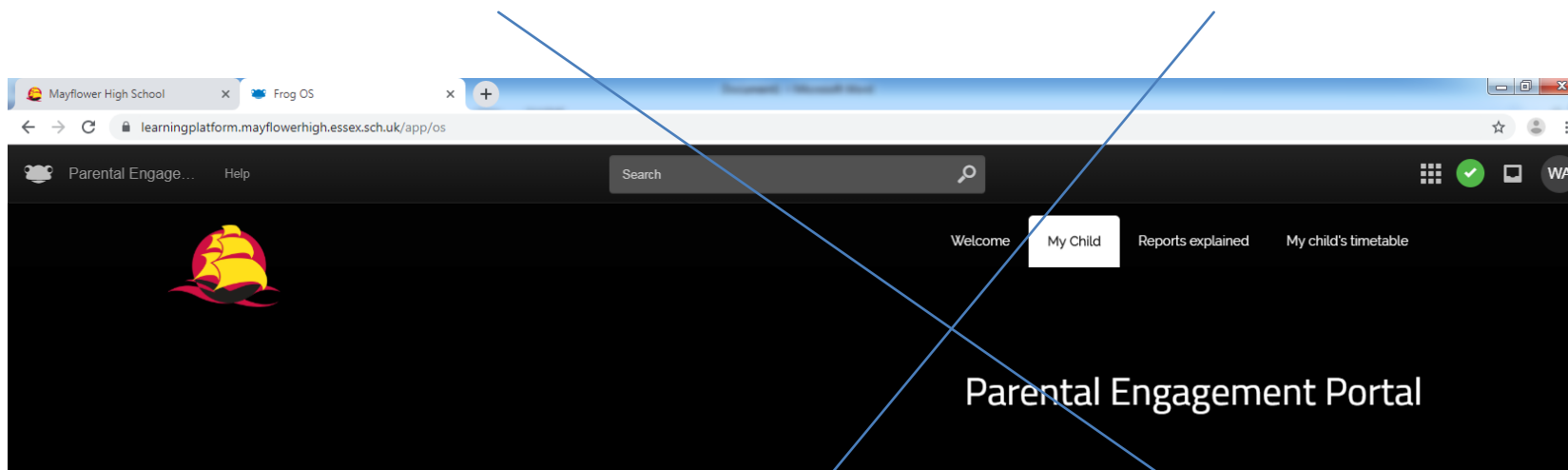
Attendance



Information

Screen 4 – My Child: Reports

Parents can choose what they would like to view by clicking on the relevant option. Parents have the option to change date range and all reports within the chosen range will show below.



Select User

Joseph Amies

If you have more than one child within the school select them from the drop down list.
You can filter by date using the date selection panel then click 'apply'



Select Date

Start Date: 02/09/2018

End Date: 19/09/2019

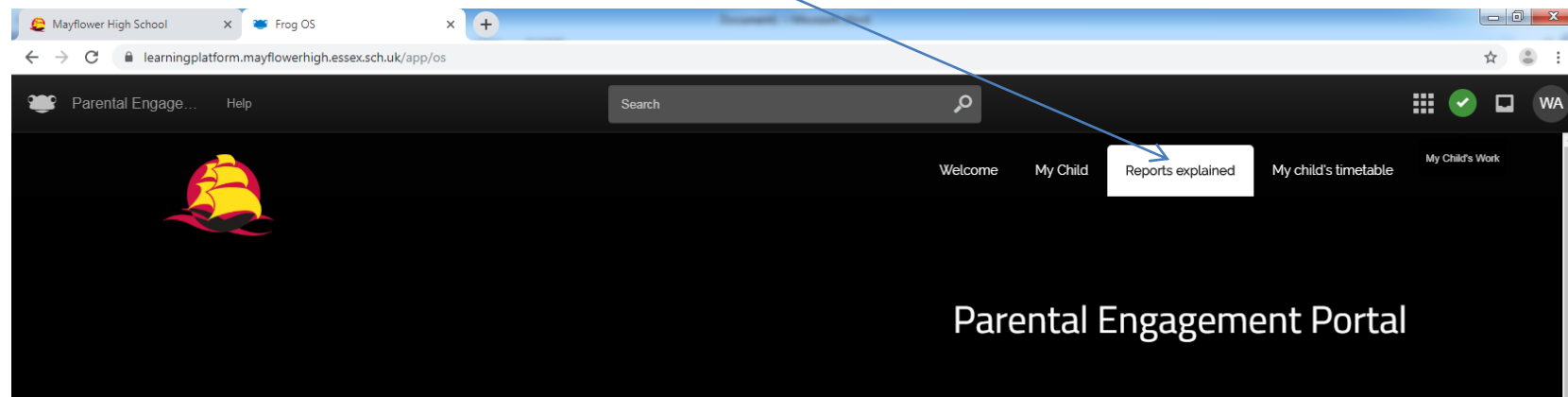
Apply

Joseph Amies's Documents

Title	Category	Date
 Report Year 11 Full Report Spring Jan 2019 for Amies Joseph	AM Individual Report	29/01/2019
 Report Year 11 Progress Report Autumn Nov 2018 for Amies Joseph	AM Individual Report	12/11/2018

Screen 5 – My Child: Reports Explained

Parents should click on 'Reports explained' if they need any information on Progress Reports and/or Full Reports – all listed by Year Group.



These supporting documents refer to the older format of reports.

For supporting information for parents for the current format of reports please [go here](#)

Click on the link to download an explanation letter related to the reports for each year group.

These letters will explain the use of levels at KS3, 4 and 5 and how to interpret these.

New letters will be added as and when new reports are uploaded to the portal.

[Click here to download the file General Skills Grades: Years 7- 11](#)

[Click here to download the file Year 7 Assessment without Levels](#)

[Click here to download the file Year 7 Progress Report Information Sheet](#)

[Click here to download the file Year 7 Full Report Information Sheet](#)

[Click here to download the file Year 8 Assessment without Levels](#)

[Click here to download the file Year 8 Progress Report Information Sheet](#)

[Click here to download the file Year 8 Full Report Information Sheet](#)

[Click here to download the file Year 9 Progress Report Information Sheet](#)